







			EUR		BOX			PALLET			MQ
Codice	Formato	Um	1^ Sc.		PZ	MQ	KG	BOX	MQ	KG	KG
FACTORY											
Fondo, Gres Porcellanato A Tutto Spessore - Plain, Full Body Porcelain Tile											
Fondo	N LI ● Re m										
FACT 120B RM	120x120	MQ	82,00		1	1,440	35,45	36	51,84	1.296	24,62
FACT 120DG RM	120x120	MQ	82,00		1	1,440	35,45	36	51,84	1.296	24,62
FACT 120G RM	120x120	MQ	82,00		1	1,440	35,45	36	51,84	1.296	24,62
FACT 120W RM	120x120	MQ	82,00		1	1,440	35,45	36	51,84	1.296	24,62
Fondo	N ST ● Re m										
FACT 75B RM	75x75	MQ	53,00		2	1,125	24,24	45	50,63	1.111	21,55
FACT 75DG RM	75x75	MQ	53,00		2	1,125	24,24	45	50,63	1.111	21,55
FACT 75G RM	75x75	MQ	53,00		2	1,125	24,24	45	50,63	1.111	21,55
FACT 75W RM	75x75	MQ	53,00		2	1,125	24,24	45	50,63	1.111	21,55
CRPT 75B RM	75x75	MQ	53,00		2	1,125	24,24	45	50,63	1.111	21,55
CRPT 75DG RM	75x75	MQ	53,00		2	1,125	24,24	45	50,63	1.111	21,55
CRPT 75G RM	75x75	MQ	53,00		2	1,125	24,24	45	50,63	1.111	21,55
CRPT 75W RM	75x75	MQ	53,00		2	1,125	24,24	45	50,63	1.111	21,55
Fondo	N LI ● Re m										
FACT 12B RM	60x120	MQ	67,00		2	1,440	34,60	27	38,88	954	24,03
FACT 12DG RM	60x120	MQ	67,00		2	1,440	34,60	27	38,88	954	24,03
FACT 12G RM	60x120	MQ	67,00		2	1,440	34,60	27	38,88	954	24,03
FACT 12W RM	60x120	MQ	67,00		2	1,440	34,60	27	38,88	954	24,03
Fondo	N ST ● Re m										
FACT 60B RM	60x60	MQ	48,00		3	1,080	25,58	40	43,20	1.043	23,69
FACT 60DG RM	60x60	MQ	48,00		3	1,080	25,58	40	43,20	1.043	23,69
FACT 60G RM	60x60	MQ	48,00		3	1,080	25,58	40	43,20	1.043	23,69
FACT 60W RM	60x60	MQ	48,00		3	1,080	25,58	40	43,20	1.043	23,69
Fondo	N RB ● Re m										
FACT RB60B RM	60x60	MQ	51,00		3	1,080	25,58	40	43,20	1.043	23,69
FACT RB60DG RM	60x60	MQ	51,00		3	1,080	25,58	40	43,20	1.043	23,69
FACT RB60G RM	60x60	MQ	51,00		3	1,080	25,58	40	43,20	1.043	23,69
FACT RB60W RM	60x60	MQ	51,00		3	1,080	25,58	40	43,20	1.043	23,69
FACT 60B AS RM	60x60	MQ	85,00		2	0,720	33,43	32	23,04	1.090	46,43
FACT 60DG AS RM	60x60	MQ	85,00		2	0,720	33,43	32	23,04	1.090	46,43
FACT 60G AS RM	60x60	MQ	85,00		2	0,720	33,43	32	23,04	1.090	46,43
FACT 60W AS RM	60x60	MQ	85,00		2	0,720	33,43	32	23,04	1.090	46,43
Fondo	N ST ● Re m										
FACT 377B RM	37.5x75	MQ	49,00		4	1,125	23,99	48	54,00	1.172	21,32
FACT 377DG RM	37.5x75	MQ	49,00		4	1,125	23,99	48	54,00	1.172	21,32
FACT 377G RM	37.5x75	MQ	49,00		4	1,125	23,99	48	54,00	1.172	21,32
FACT 377W RM	37.5x75	MQ	49,00		4	1,125	23,99	48	54,00	1.172	21,32
CRPT 377B RM	37.5x75	MQ	49,00		4	1,125	23,99	48	54,00	1.172	21,32

			EUR		BOX			PALLET			MQ
Codice	Formato	Um	1^ Sc.		PZ	MQ	KG	BOX	MQ	KG	KG
.. FACTORY											
.. Fondo, Gres Porcellanato A Tutto Spessore - Plain, Full Body Porcelain Tile											
.. Fondo	N ST  Re m										
CRPT 377DG RM	37.5x75	MQ	49,00		4	1,125	23,99	48	54,00	1.172	21,32
CRPT 377G RM	37.5x75	MQ	49,00		4	1,125	23,99	48	54,00	1.172	21,32
CRPT 377W RM	37.5x75	MQ	49,00		4	1,125	23,99	48	54,00	1.172	21,32
FACT 377MSB RM	37.5x75	MQ	67,00		4	1,125	24,20	36	40,50	891	21,51
FACT 377MSDG RM	37.5x75	MQ	67,00		4	1,125	24,20	36	40,50	891	21,51
FACT 377MSG RM	37.5x75	MQ	67,00		4	1,125	24,20	36	40,50	891	21,51
FACT 377MSW RM	37.5x75	MQ	67,00		4	1,125	24,20	36	40,50	891	21,51
Fondo	N ST  Re m										
FACT 36B RM	30x60	MQ	44,00		6	1,080	24,70	40	43,20	1.008	22,87
FACT 36DG RM	30x60	MQ	44,00		6	1,080	24,70	40	43,20	1.008	22,87
FACT 36G RM	30x60	MQ	44,00		6	1,080	24,70	40	43,20	1.008	22,87
FACT 36W RM	30x60	MQ	44,00		6	1,080	24,70	40	43,20	1.008	22,87
Mosaico, Gres Porcellanato A Tutto Spessore - Mosaic, Full Body Porcelain Tile											
Mosaico	N ST 										
MK.FACT 30B	30x30	MQ	110,00		6	0,540	14,16	48	25,92	700	26,22
MK.FACT 30DG	30x30	MQ	110,00		6	0,540	14,16	48	25,92	700	26,22
MK.FACT 30G	30x30	MQ	110,00		6	0,540	14,16	48	25,92	700	26,22
MK.FACT 30W	30x30	MQ	110,00		6	0,540	14,16	48	25,92	700	26,22
Pezzo Speciale, Gres Porcellanato A Tutto Spessore - Special Trim, Full Body Porcelain Tile											
Gradino	N ST  Re m										
FACT G60B	60x32.5	PZ	75,00		4	0,780	24,80	15	11,70	392	31,79
FACT G60DG	60x32.5	PZ	75,00		4	0,780	24,80	15	11,70	392	31,79
FACT G60G	60x32.5	PZ	75,00		4	0,780	24,80	15	11,70	392	31,79
FACT G60W	60x32.5	PZ	75,00		4	0,780	24,80	15	11,70	392	31,79
Step	N RB  Re m										
FACT S60B AS	30x60	PZ	50,00		4	0,720	33,42	32	23,04	1.089	46,42
FACT S60DG AS	30x60	PZ	50,00		4	0,720	33,42	32	23,04	1.089	46,42
FACT S60G AS	30x60	PZ	50,00		4	0,720	33,42	32	23,04	1.089	46,42
FACT S60W AS	30x60	PZ	50,00		4	0,720	33,42	32	23,04	1.089	46,42
FACT S RB60B	30x60	PZ	21,00		8	1,440	32,80	32	46,08	1.070	22,78
FACT S RB60DG	30x60	PZ	21,00		8	1,440	32,80	32	46,08	1.070	22,78
FACT S RB60G	30x60	PZ	21,00		8	1,440	32,80	32	46,08	1.070	22,78
FACT S RB60W	30x60	PZ	21,00		8	1,440	32,80	32	46,08	1.070	22,78
Elemento A 'L'	N RB  Re m										
FACT E60B AS	20x60x5	PZ	80,00		6	0,720	43,20	14	10,08	625	60,00
FACT E60DG AS	20x60x5	PZ	80,00		6	0,720	43,20	14	10,08	625	60,00
FACT E60G AS	20x60x5	PZ	80,00		6	0,720	43,20	14	10,08	625	60,00

			EUR		BOX			PALLET			MQ
Codice	Formato	Um	1^ Sc.		PZ	MQ	KG	BOX	MQ	KG	KG
.. FACTORY											
.. Pezzo Speciale, Gres Porcellanato A Tutto Spessore - Special Trim, Full Body Porcelain Tile											
.. Elemento A 'L'											
FACT E60W AS	20x60x5	PZ	80,00		6	0,720	43,20	14	10,08	625	60,00
Battiscopa											
FACT BT75B	6x75	PZ	10,00		10	0,450	10,70	81	36,45	887	23,78
FACT BT75DG	6x75	PZ	10,00		10	0,450	10,70	81	36,45	887	23,78
FACT BT75G	6x75	PZ	10,00		10	0,450	10,70	81	36,45	887	23,78
FACT BT75W	6x75	PZ	10,00		10	0,450	10,70	81	36,45	887	23,78
Battiscopa											
FACT BT60B	6x60	PZ	8,00		10	0,360	10,50	80	28,80	860	29,17
FACT BT60DG	6x60	PZ	8,00		10	0,360	10,50	80	28,80	860	29,17
FACT BT60G	6x60	PZ	8,00		10	0,360	10,50	80	28,80	860	29,17
FACT BT60W	6x60	PZ	8,00		10	0,360	10,50	80	28,80	860	29,17